

WOLFFKRAN



The clear solution for tower crane application in shipyards

LOCATION
Dordrecht, Netherlands

CRANE TYPE
WOLFF 6531.12 cross

CRANE SPECIFICATIONS
Jib Length: 65 meters
Max. Lifting Capacity: 12 tons
Tip Load Capacity: 3.3 tons
Crane Base: Travelling portal
5.5 x 6 meters



LOCATION
Antwerp, Belgium

CRANE TYPE
WOLFF 1250 B

CRANE SPECIFICATIONS
Jib Length: 80 meters
Max Lifting Capacity: 40 tons
Tip Load Capacity: 10 tons
Crane Base: Travelling portal
9 x 10 meters



LOCATION
Linz, Austria

CRANE TYPE
WOLFF 7532.16 cross

CRANE SPECIFICATIONS
Jib Length: 65 meters
Max. Lifting Capacity: 16.5 tons
Max. Tip Load: 3.2 tons
Crane Base: Travelling portal
4 x 4 meters




WOLFFKRAN'S heritage of 100+ years in providing lifting solutions to shipyards requires innovative solutions

At WOLFFKRAN we use the latest lifting technology to maximise the efficiency of your yard. Our installations on travelling portals offer flexible lifting solutions that adapt perfectly to your environment.

We are world leaders in delivering heavy lifting solutions, and have established a portfolio of successful shipyard solutions all over the world. Our comprehensive range of tower cranes with varying capacities means we have the capabilities to meet numerous demands.

The fully adaptable modular design brings all the benefits of a custom-built single-purpose crane without the long lead-times and significant costs. This makes the WOLFFKRAN approach the most efficient solution to meet multiple lifting needs across shipyards of all sizes.



LOCATION
Dordrecht, Netherlands

CRANE TYPE
WOLFF 8060.25 cross

CRANE SPECIFICATIONS
Jib Length: 75 meters
Max. Lifting Capacity: 25 tons
Tip Load Capacity: 7 tons
Crane Base: Travelling portal 6 x 8 meters

WOLFFKRAN is the perfect partner for the shipyard industry

The most important part of a ship's journey is the time it spends in dock. During the crucial time spent on maintenance and repairs you need a partner you can rely on!

WOLFFKRAN is built on the four pillars of Quality, Market Leading Technology, Dependability, and Value. Our commitment to these values, and our ability to demonstrate them throughout our many projects, makes us a partner you can trust with your reputation.

WOLFFKRAN is known for its German engineering heritage and unwavering reliability, but our passion for delivering innovative solutions to the most complex challenges is what makes us the obvious partner for shipyard maintenance.



At a glance



Cost efficient

Exceptional savings compared to custom built shipyard cranes and higher lifetime value



Comprehensive

Superior tower crane range to meet all lifting needs in terms of capacity and reach



Customised

Modular solutions to match client requirements, built to any track width, portal height, and existing infrastructure



Productive

Faster hook speeds offer improved operating performance



Precise

Elevated driver position and WOLFF Fine Positioning Controls allow for exact position of heavy loads



Available

Short delivery lead times and complete onsite assembly within one week

WOLFFKRAN quality and service sets us apart

At WOLFFKRAN we offer a complete solution for the shipyard market, this includes:

Purchase options

We offer a large variety of payment options and support you with financing solutions

Cost effective

Modular solutions backed up by proven technology

One-stop shop

Taking care of all your heavy lifting requirements, from logistics to site set up and operating

Quality, expertise and service

160 year legacy of engineering excellence

Lifting consultancy

Working with you to identify and plan the right solution for your installation

Service support

Fast installation with readily available service and spare parts

Level luffing

The load always remains at the same height while moving the jib up and down

Protection against marine influences

100+ years of experience in customized painting, corrosion treatment and IP insulation for marine cranes

Environmental care and protection


WOLFFKRAN is committed to minimising impact on the environment wherever it can:

- Power optimisation and control features improve the environmental credentials of our electrically operated tower cranes.
- A frequency converter regulates all drives, making our cranes more energy efficient than conventional electric cranes or diesel-powered cranes.
- Hoisting and luffing gear can achieve high working speeds because power output is automatically adjusted so that full power is available at all times, increasing working speeds by up to 40 %.
- For cranes fitted with hydraulic luffing drives, the system uses sensors to supply optimal oil levels for peak performance, thereby reducing the need for a large, energy hungry motor.

How it works - Shipyards

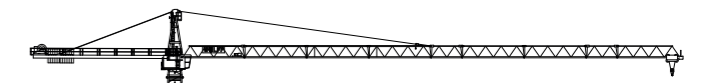
Our shipyard application solution works by utilising and, if required, adapting our standard range of tower cranes, placed on a moveable and fully adjustable base to meet the dynamic challenges faced in the shipyard.

A strong base for all situations: our experienced team of engineers will work with you to create the perfect solution for your shipyard, our customised bases can be specified for any track width and adapted to match your exact lifting capacity requirements. Giving you all the power and performance that are the trademarks of WOLFFKRAN cranes.

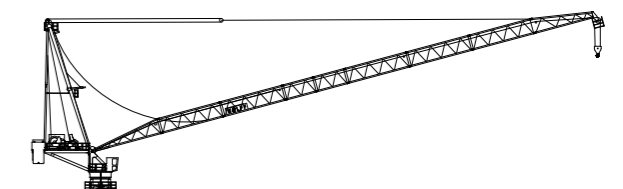


Using all of the advanced WOLFFKRAN modular components our cranes can then adapt to any requirements in terms of height, reach and capacity and come in two model variants:

Trolley Jib – The classical design allows for high cycle speeds and greater jib radii



Luffing jib – offering maximum power and efficiency in space restricted situations



WOLFFKRAN is pushing to innovate the use of cranes in the shipyard industry – providing tangible cost benefits and greater flexibility while upholding our reputation for absolute dependability.

Since 1854 WOLFFKRAN has been an engineering pioneer, delivering shipyard and maritime cranes since the 19th century. As ‘the leader of the pack’ for the innovation of tower cranes, we have been providing the best performance to the construction industry ever since. Our vision has always been to provide the greatest machinery available, manufactured with pride and passion.

All of our cranes are designed and built in Germany using the latest technology and engineering expertise.

WOLFFKRAN

We pride ourselves as partners, working together with you in planning the right crane concept for the most demanding of shipyard maintenance scenarios.

WOLFFKRAN International AG
Baarermattstrasse 6
6340 Baar
Switzerland
Phone +41 41 766 85 00
shipyardsolution@wolffkran.com

wolffkran.com